

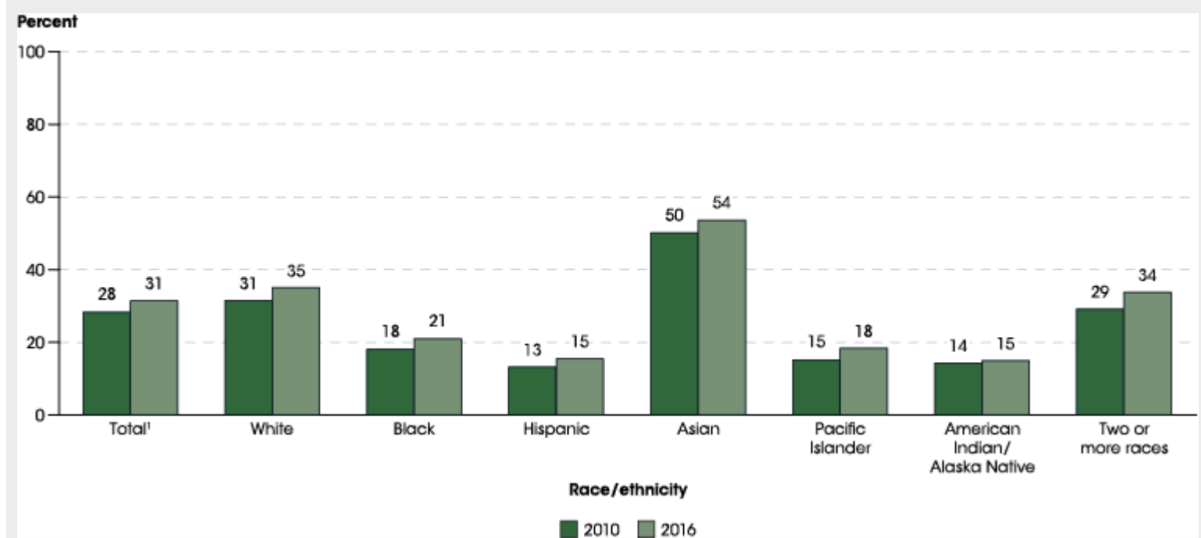
# Antiracism, Allyship, and Antiquity: The Future of Classics

Nina Bhatia

Washington University in St. Louis

FIGURE 1. Percentage of adults age 25 and older who had completed a bachelor’s or higher degree, by race/ethnicity: 2010 and 2016

Source: “Indicator 27: Educational Attainment.” *National Center for Education Statistics*, US Department of Education, [https://nces.ed.gov/programs/raceindicators/indicator\\_rfa.asp](https://nces.ed.gov/programs/raceindicators/indicator_rfa.asp).



<sup>1</sup> Total includes other racial/ethnic groups not separately shown as well as respondents who wrote in some other race that was not included as an option on the questionnaire and therefore could not be placed into any of the other groups. NOTE: Race categories exclude persons of Hispanic ethnicity. Although rounded numbers are displayed, the figures are based on unrounded estimates.

FIGURE 2. Percentage of People of Color Across Departmental Status

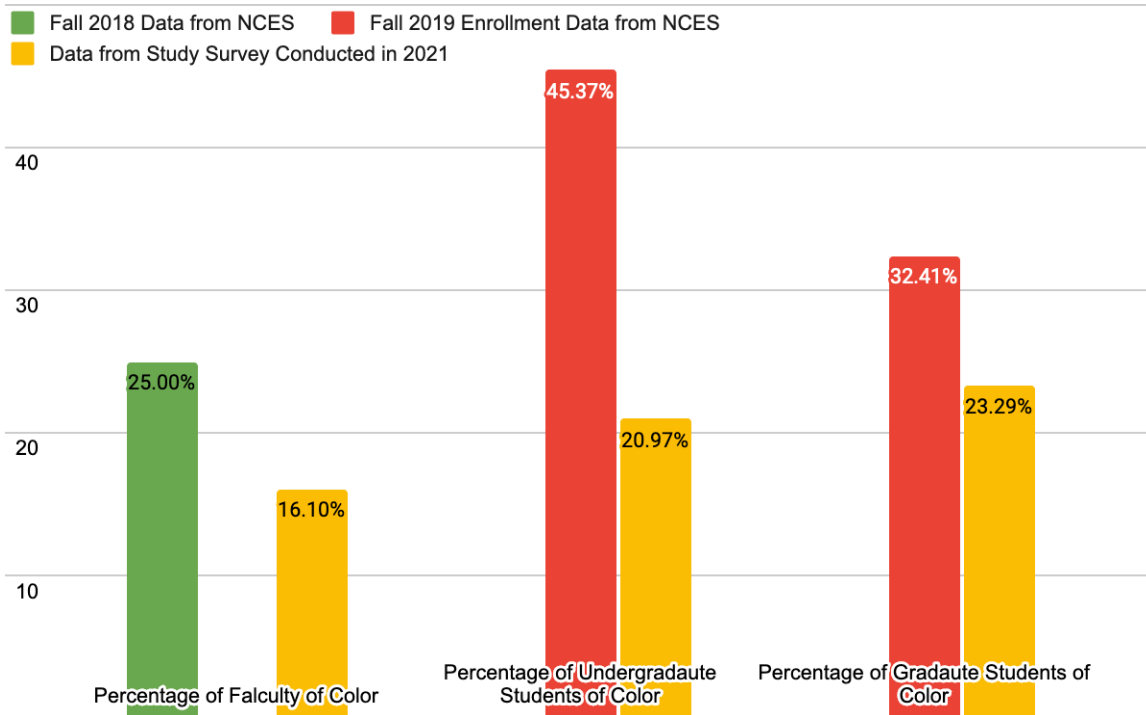


FIGURE 3.1: Ease of Implementation for Diversity, Equity, and Inclusion Interventions

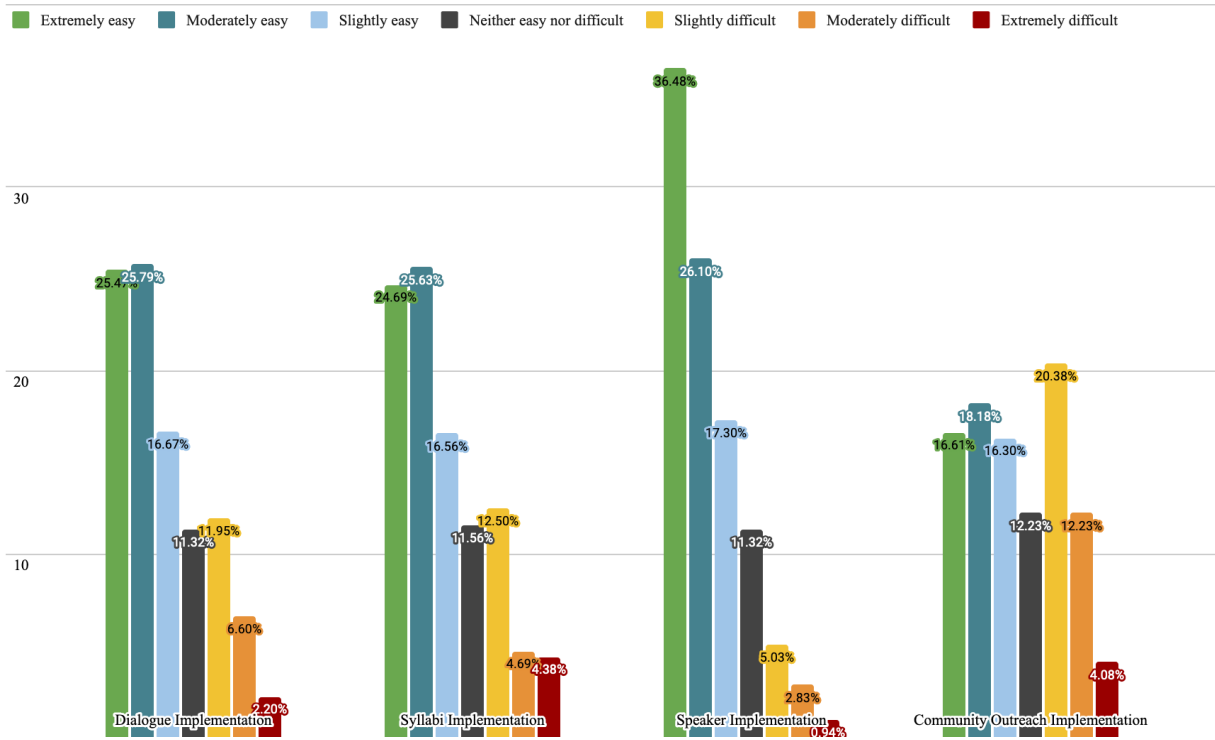
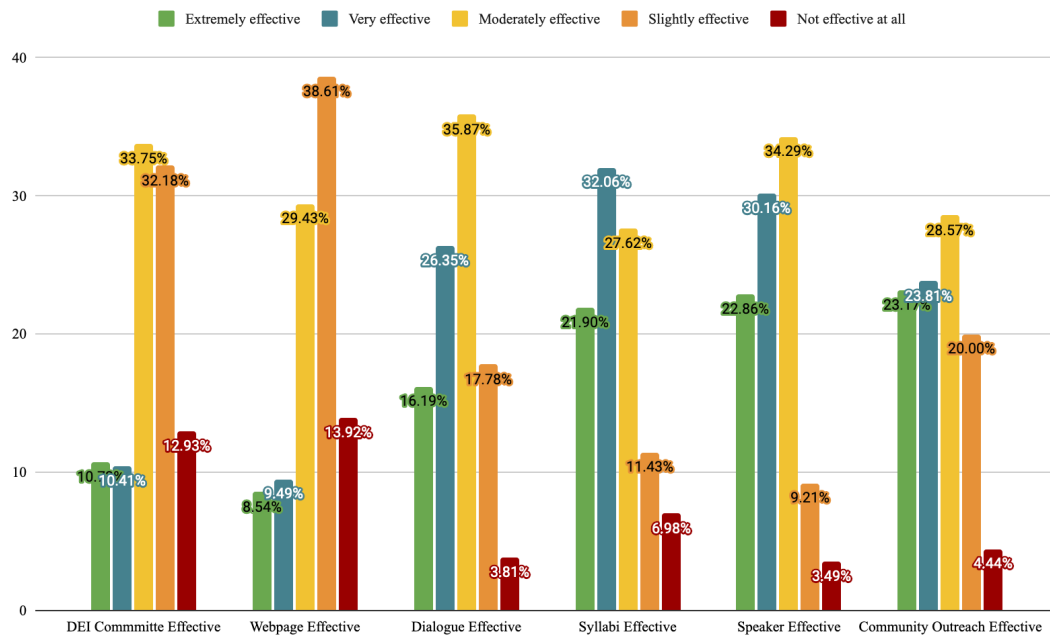


FIGURE 3.2 Effectiveness for Diversity, Equity, and Inclusion Interventions



### Recommended Readings

1. Bonilla-Silva, Eduardo. *Racism without Racists: Color-Blind Racism and the Persistence of Racial Inequality in America*.
2. Jones, Camara Phyllis. "Levels of Racism: A Theoretic Framework and a Gardener's Tale." *American Journal of Public Health*, vol. 90, no. 8, 2000, pp. 1212–15. *Crossref*, doi:10.2105/ajph.90.8.1212.
3. Kendi, Ibrahim X. *Stamped from the Beginning: The Definitive History of Racist Ideas in America*.
4. McCoskey, Denise Eileen. *Race: Antiquity and Its Legacy (Ancients and Moderns)*.
5. McIntosh, Peggy. "White Privilege: Unpacking the Invisible Knapsack" *Peace and Freedom Magazine*, 1989,